

Adjustable Trip Point, High Voltage Output

5 Year
Warranty

Hx09 Series

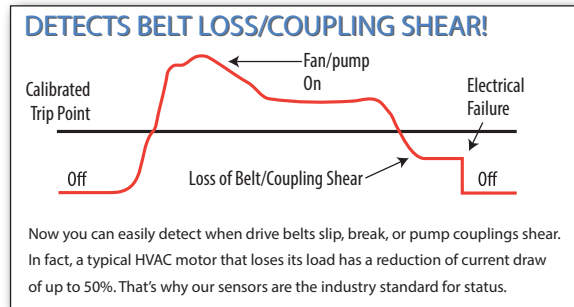
Ideal for most ECM Applications!



SPECIFICATIONS

Sensor Power	Induced from monitored conductor
Insulation Class	600VAC RMS
Frequency Range	50/60 Hz, On/Off status for Variable Frequency Drive (VFD) outputs at 12 to 115 Hz*
Temperature Range	-15° to 60°C (5° to 140°F)
Humidity Range	10-90% RH non-condensing
Hysteresis	10% (typical)
Terminal Block Wire Size	24-14 AWG (0.2 to 2.1 mm ²)
Terminal Block Torque	3.5 to 4.4 in-lbs (0.4 to 0.5 N-m)
Agency Approvals	UL 508 open device listing; CE: EN61010-1, CAT III, pollution degree 2, basic insulation

Do not use the LED status indicators as evidence of applied voltage. If using this switch in an application that includes an electronically commutated motor (ECM), see Veris Application Note VN61, at www.veris.com. * VFD systems generate fields that can disrupt electrical devices. Ensure that these fields are minimized and are not affecting the sensor.



Detect Belt Loss, Coupling Shear, And Mechanical Failure

FEATURES

- The H809 has a low (0.75 A) minimum setpoint...eliminates the need for multiple wraps of the conductor through the sensor even on loads as small as 1/5 HP
- H609 and H809 are small in size to fit easily inside small starter enclosures
- Removable mounting bracket optimizes field versatility
- Bracket on H909 can be installed in three different configurations...added flexibility
- Status LEDs for easy setup and local indication
- Adjustable trip point...precise current trip point setting
- Detect belt loss and mechanical failure...ideal for fan/pump status monitoring
- Easier to install than differential pressure switches...eliminates tubing
- 100% solid state...no moving parts to fail
- 5-year warranty

DESCRIPTION

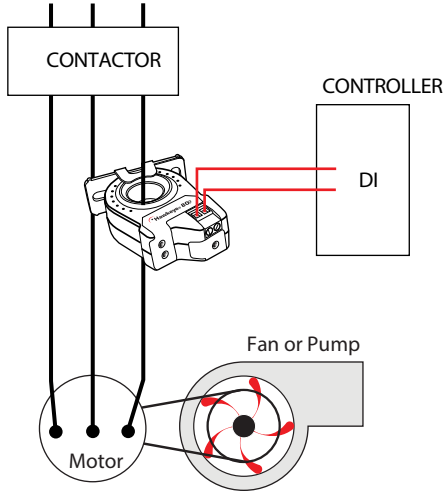
Hawkeye x09 Series are high performance current switches, ideal for line voltage loads. The devices are powered by the current being monitored. They are ideal for monitoring performance on unit vents, exhaust fans, recirculation pumps, and other fixed loads.

APPLICATIONS

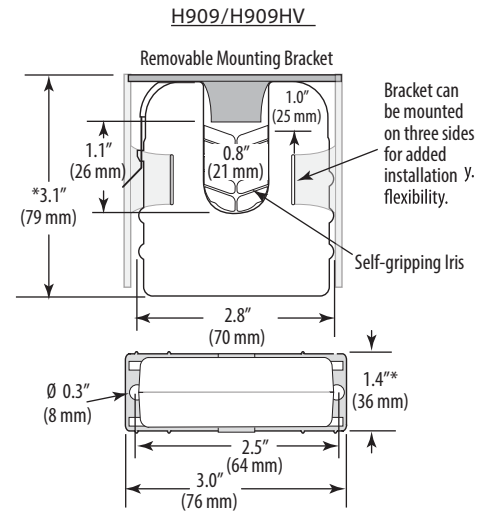
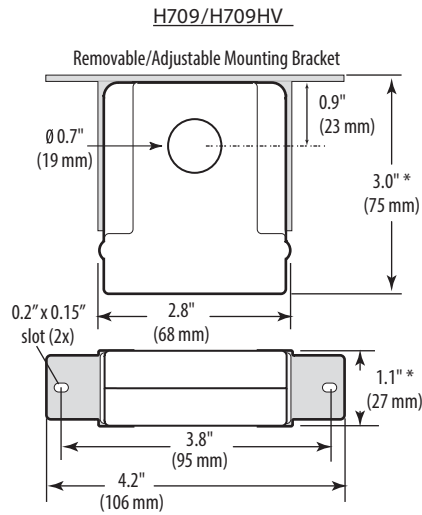
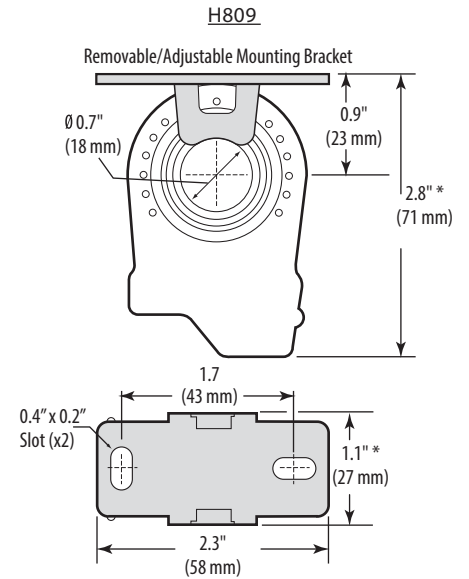
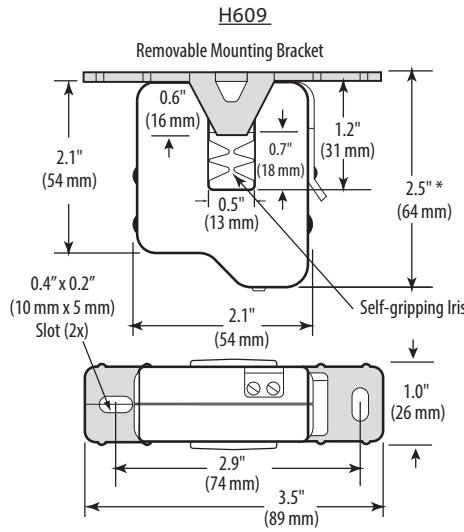
- Detecting belt loss, coupling shear, mechanical failure, and interlocking loads
- Verifying lighting circuit and other electrical service run times
- Monitoring status of industrial process equipment
- Monitoring status of critical motors (compressor, fuel, etc.)
- VFD output On/Off status
- Fan/pump status monitoring

WIRING DIAGRAMS

Monitoring Fan / Pump Motors for Positive Proof of Flow



DIMENSIONAL DRAWINGS



* Terminal block may extend up to 1/8" over the height dimensions shown.

ORDERING INFORMATION



MODEL	AMPERAGE RANGE @ 50/60 Hz only	STATUS OUTPUT (max.)	MIN. TRIP POINT	STATUS LED	HOUSING	UL	CE	RoHS
H609	1.25 - 50A	N.O. 0.2A@120VAC/DC	1.25A or less	●	Split-core	● ¹		●
H709	1 - 135A	N.O. 0.2A@120VAC/DC	1.0A or less	●	Solid-core	●		
H709HV	1 - 135A	N.O. 1.0A@250VAC	1.0A or less		Solid-core		●	
H809	0.75 - 50A	N.O. 0.2A@120VAC/DC	0.75A or less	●	Solid-core	● ¹		●
H909	2.5 - 135A	N.O. 0.2A@120VAC/DC	2.5A or less	●	Split-core	●		
H909HV	2.5 - 135A	N.O. 1.0A@250VAC	2.5A or less		Split-core		●	

1 Listed for use on 75°C insulated conductors.

ACCESSORIES


DIN Rail Clip Set (AH01)
DIN Rail (AV01) and DIN Stop Clip (AV02)



AH01



AV01



AV02

Specifications subject to change without notice

Issue 01-2014