

Current Switches: Adjustable Trip Point

Hx08 Series & H701



Ideal for most ECM Applications!

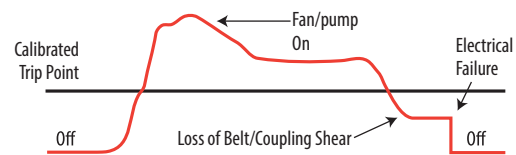
SPECIFICATIONS

Sensor Power	Induced from monitored conductor
Insulation Class	600VAC RMS (UL), 300VAC RMS (CE)
Frequency Range	50/60 Hz, On/Off status for Variable Frequency Drive (VFD) outputs at 12 to 115 Hz*
Temperature Range	-15° to 60°C (5° to 140°F)
Humidity Range	10-90% RH, non-condensing
Hysteresis	10% (typical)
Terminal Block Wire Size H608, H701, H708, H808, H908 H308	24-14 AWG (0.2 to 2.1 mm ²); 22-16 AWG (0.3 to 1.3 mm ²)
Terminal Block Torque H608, H701, H708, H808, H908 H308	3.5 to 4.4 in-lbs (0.4 to 0.5 N-m); 7 in-lbs (0.8 N-m)
Agency Approvals	UL 508 open device listing; CE: EN61010-1, CAT III, pollution degree 2, basic insulation

Do not use the LED status indicators as evidence of applied voltage. If using this switch in an application that includes an electronically commutated motor (ECM), see Veris Application Note VN61, at www.veris.com. *VFD systems generate fields that can disrupt electrical devices. Ensure that these fields are minimized and are not affecting the sensor.



DETECTS BELT LOSS/COUPLING SHEAR!



Now you can easily detect when drive belts slip, break, or pump couplings shear. In fact, a typical HVAC motor that loses its load has a reduction of current draw of up to 50%. That's why our sensors are the industry standard for status.

Detect Belt Loss, Coupling Shear, And Mechanical Failure

FEATURES

- High performance devices in split- and solid-core housings
- Adjustable trip point...precise current trip point setting
- Minimum trip point as low as 0.5 A (H608)...eliminates the need for multiple wraps of the conductor through the sensor even on loads as small as 1/5 HP
- Small size...fits easily inside small enclosures
- Self-gripping iris on the split-core housing for easy installation
- Status LEDs available for easy setup and local indication
- Bracket on H908 can be installed in three different configurations...installation flexibility in tight spaces
- 1 Amp status output...increased application flexibility
- All devices are 100% solid state for high reliability and polarity insensitive for trouble-free installation, with a 5-year warranty

DESCRIPTION

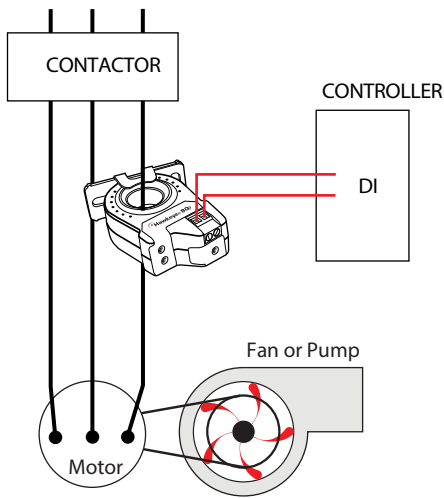
Hx08 Series and H701 adjustable current switches offer high performance, with a wide array of amperage range options. These products can accurately detect belt loss, coupling shear, or other mechanical failure on unit vents, exhaust fans, recirculation pumps, and other fixed loads from 1/5 to 100 HP.

APPLICATIONS

- Detecting belt loss, coupling shear, and mechanical failure
- Verifying lighting circuit and other electrical service run times
- Monitoring status of industrial process equipment
- Monitoring status of critical motors (compressor, fuel, etc.)
- VFD output On/Off status

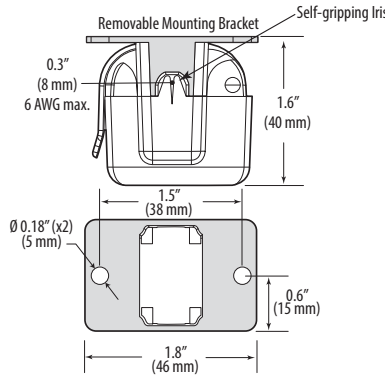
WIRING DIAGRAMS

Monitoring Fan / Pump Motors for Positive Proof of Flow

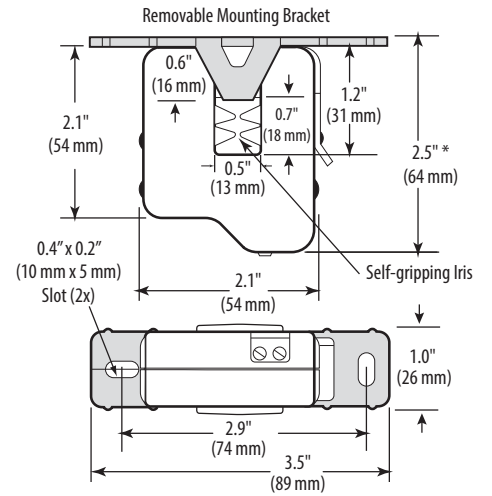


DIMENSIONAL DRAWINGS

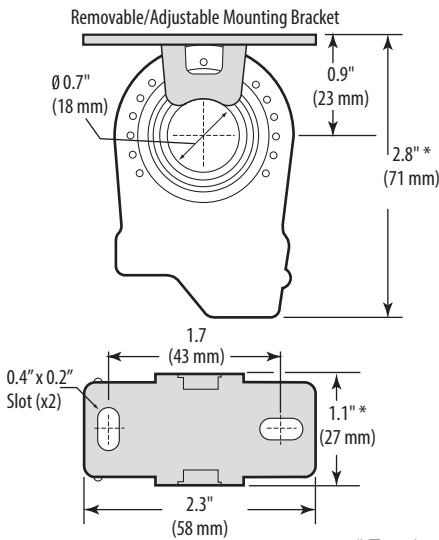
H308



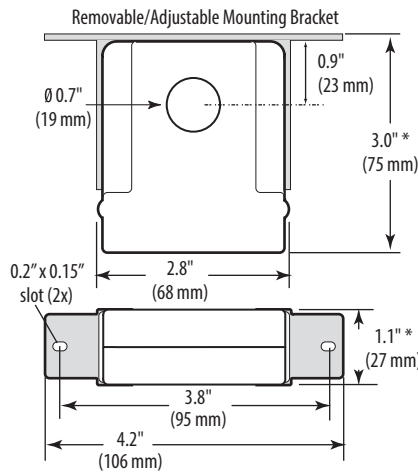
H608



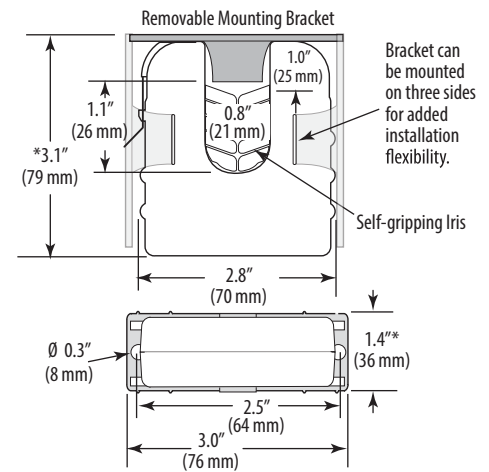
H808



H708/701



H908



* Terminal block may extend up to 1/8" over the height dimensions shown.

ORDERING INFORMATION



MODEL	AMPERAGE RANGE @ 50/60 Hz only	STATUS OUTPUT (max.)	MIN. TRIP POINT	HOUSING	STATUS LED	UL	CE	RoHS
H308	0.75 - 50A	N.O. 1.0A@30VAC/DC	0.75A or less	Split-Core	●	●	● ²	●
H608	0.5 - 175A		0.5A or less	Split-Core	●	● ¹	●	●
H701	1 - 135A		1.0A or less	Solid-Core	●	●	●	●
H708	1 - 135A		1.0A or less	Solid-Core	●	●	●	●
H808	0.75 - 50A		0.75A or less	Solid-Core	●	●	●	●
H908	2.5 - 135A		2.5A or less	Split-Core	●	●	●	●

1 Listed for use on 75°C insulated conductors.
2 Product provides functional insulation only.

ACCESSORIES

DIN Rail Clip Set (AH01 for H6xx, H8xx, H9xx; AH27 for H3xx) DIN Rail (AV01) and DIN Stop Clip (AV02)



Specifications subject to change without notice

Issue 01-2014